



Single Irish Chain: This is the quilt I want to make:



This is the same quilt showing the block and patch outline:









## How many patches of each size do I need?????:

You can use the fabric yardage function in EQ's Quilt Worktable. Save the quilt in the colors you will use to make the quilt. Then re-color the quilt so that each separate sized piece is a different color. For example, all the sash strips are  $2\frac{1}{2} \times 6\frac{1}{2}$  inches, so they are all colored pink. All of the  $6\frac{1}{2}$  inch squares are colored green. All of the sashing cornerstones are  $2\frac{1}{2}$  inches square, and they are colored red.

When patches are divided by size and color, you can use the chart to tell you the exact number of patches of each size that you will need to make the entire quilt.



### Fabric Yardage Screen from Electric Quilt with superimposed text showing patch size

Fabric key	Number of patches	Yardage estimate	Fabric key	Number of patches	Yardage estimate
	90	1/2		72	3/8
	17	3/4		48	3/8
	82	$1 + \frac{1}{4}$		8	# 1

# The estimate for this fabric assumes that long strips ARE pieced.