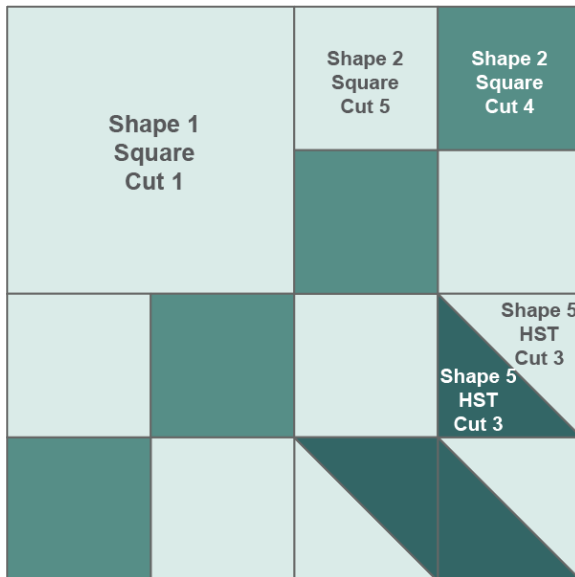


2023 Spring QUBE QAL
Cutting for each Block



Center Medallion Block—Make 4 blocks:

Background Fabric:

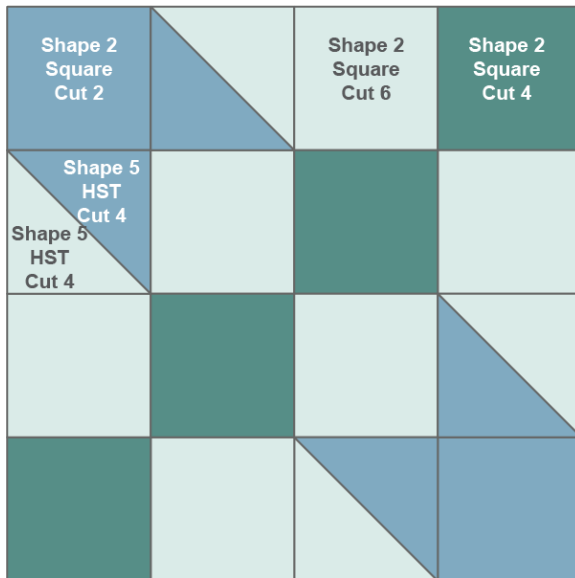
- ✂ Shape 1 (square)—Cut 4
- ✂ Shape 2 (square)—Cut 20
- ✂ Shape 5 (HST)—Cut 12

Focus Color Fabric

- ✂ Shape 2 (square)—Cut 16

Accent Color Fabric

- ✂ Shape 5 (HST)—Cut 12



Road to Oklahoma—Make 8 blocks:

Background Fabric:

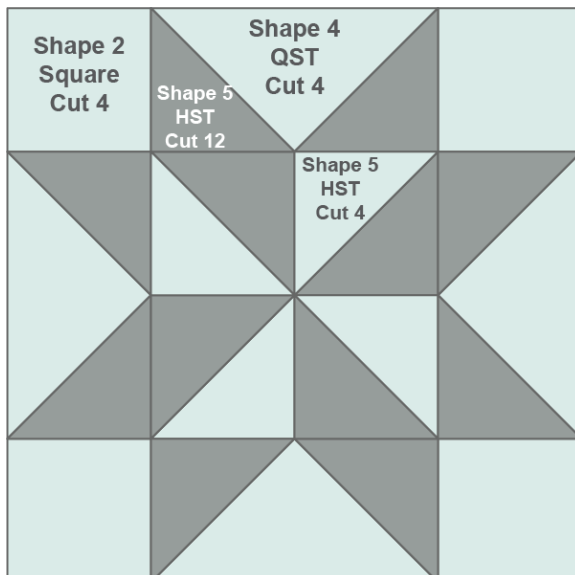
- ✂ Shape 2 (square)—Cut 48
- ✂ Shape 5 (HST)—Cut 32

Focus Color Fabric

- ✂ Shape 2 (square)—Cut 32

Accent Color Fabric

- ✂ Shape 2 (square)—Cut 16
- ✂ Shape 5 (HST)—Cut 32



Pinwheel Star—Make 4 blocks:

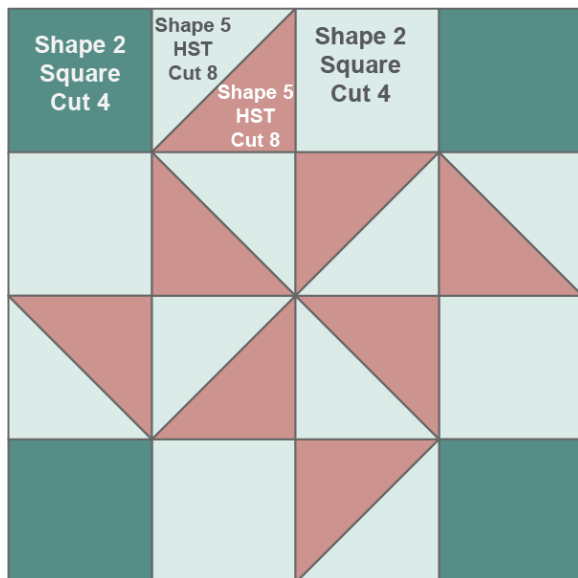
Background Fabric:

- ✂ Shape 2 (square)—Cut 16
- ✂ Shape 4 (QST)—Cut 16
- ✂ Shape 5 (HST)—Cut 16

Accent Color Fabric

- ✂ Shape 5 (HST)—Cut 48

2023 Spring QUBE QAL
Cutting for each Block



Flying X Block—Make 8 blocks.

Background Fabric:

✂ Shape 2 (square)—Cut 32

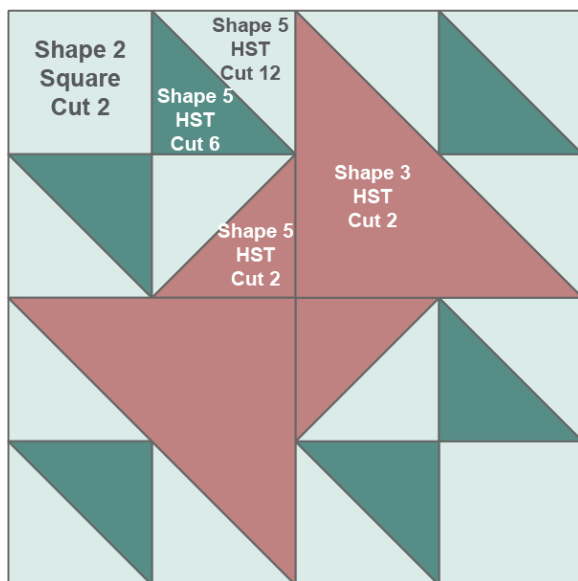
✂ Shape 5 (HST)—Cut 64

Accent Color Fabric

✂ Shape 5 (HST)—Cut 64

Focus Color Fabric

✂ Shape 2 (square)—Cut 32



Double Cross Spool Block— Make 8 blocks:

Background Fabric:

✂ Shape 2 (square)—Cut 16

✂ Shape 5 (HST)—Cut 96

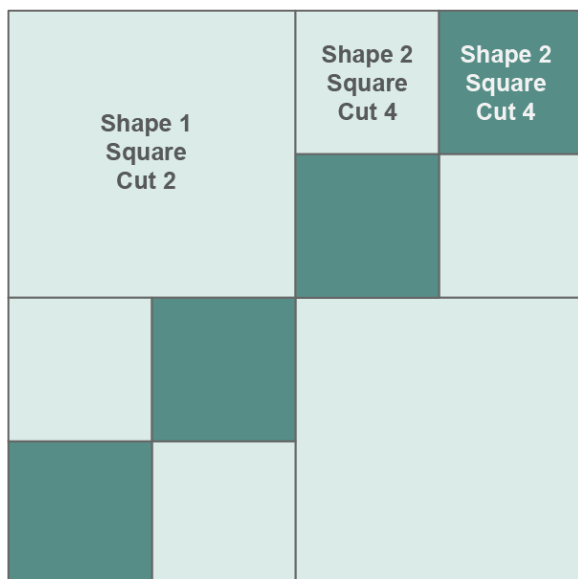
Focus Fabric

✂ Shape 5 (HST)—Cut 48

Accent Color Fabric

✂ Shape 3 (HST)—Cut 16

✂ Shape 5 (HST)—Cut 16



Double Four-patch— Make 4 blocks:

Background Fabric:

✂ Shape 1 (square)—Cut 8

✂ Shape 2 (square)—Cut 16

Focus Fabric

✂ Shape 2 (square)—Cut 16

Die Shape	Shape 1 Square	Shape 2 Square	Shape 3	Shape 4	Shape 5
Background Fabric	12	148		16	220
Main Focus Fabric		96			48
Road to Oklahoma Accent		16			32
Center Medallion Accent					12
Pinwheel Star Accent				16	48
Flying X Accent					4
Double Cross Spool Accent			16		16
Double Four Patch					

Make ahead 32 four patch blocks.

Make ahead 48 Shape 5 HSTs Focus Color for Double Cross Spool Block

Make ahead 64 Shape 5 HSTs Accent Color for Flying X Blocks

Make ahead 32 Shape 5 HSTs Accent Color for Road to Oklahoma Blocks