
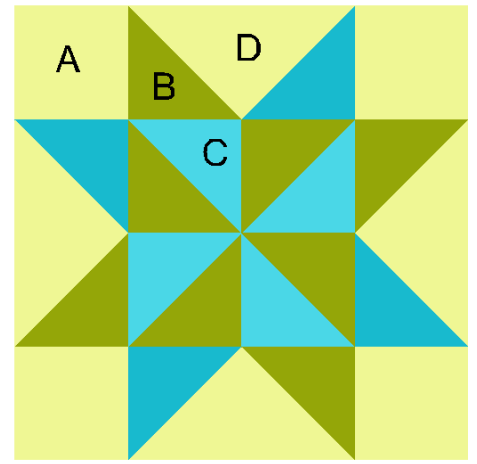


Instructions for Cutting EQ7 Library Blocks

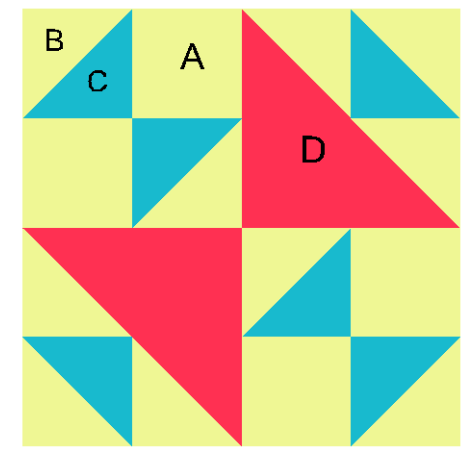
Using the Accuquilt GO Die System



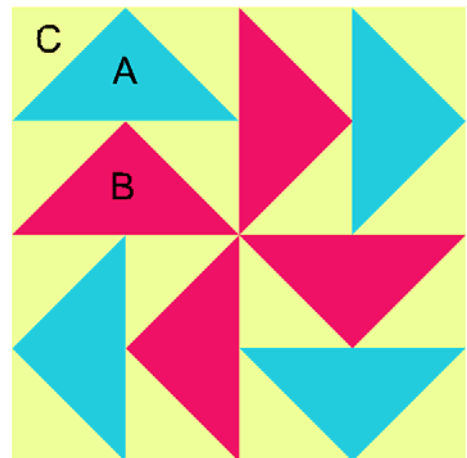
A Bird in the Air



Sarah's Choice




School Girl's Puzzle (aka Old Maid's Puzzle)



Dutchman's Puzzle

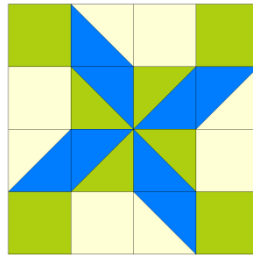
Block Types:

There are a couple of ways that we talk about how many patches make up a block. For example, when looking at the block below, we call it a four patch block and visualize a block that is two patches by two patches.




Two Patch Block

However, we also describe blocks that are four patches across and four patches down as four patch designs. Thus, based on that nomenclature, the block above may be called a two patch block and the block below will be called a four patch block.

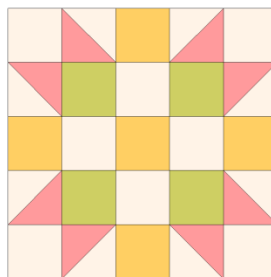


Four Patch Block

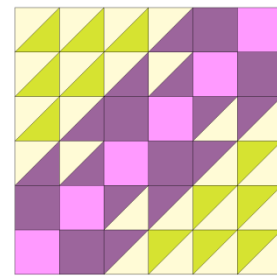
Likewise, we call blocks that are three or five or six patches across and down in the same fashion, as shown below:



Three Patch Block





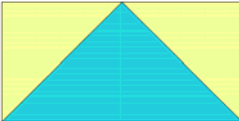
Five Patch Block



Six Patch Block

It can be confusing as to whether one is talking about cut sizes or finished sizes when quilting. Using the new Accuquilt GO die system is no different. To clear that up there is a great chart on the Accuquilt.com website called "Cutting Equivalents Chart". You can use that chart to determine how to cut almost anything. It tells you which die to use, the finished size and the cut size.

I will add some pictures below of patches that make up quilt blocks and how they are named:

| Patch Name | Image |
|-------------------------|---|
| Half Square Triangle |  |
| Quarter Square Triangle |  |
| Flying Geese |  |

Instructions for Cutting EQ7 Library Blocks

Using the Accuquilt GO Die System

1. A Bird in the Air

This block is made up of four two-patch units. Instructions are included for different sizes finished blocks.

Dies needed for a 12 inch finished block (four two patch units)

GO! Half Square-3" Finished Triangle (55009); or GO! Bountiful Baskets (55048)

GO! Triangle-6 ½" (55001) makes 6" finished square

Cutting Instructions:

Color A: cut 4 each Triangle-6 ½" (55001) makes 6" finished square

Color B: Cut 12 each Half Square-3" Finished Triangle (55009); or GO! Bountiful Baskets (55048)

Color C: Cut 4 each Half Square-3" Finished Triangle (55009); or GO! Bountiful Baskets (55048)

Dies needed for an 8 inch finished block (four two patch units)

Value Die Half Square Triangle Blades (55021)

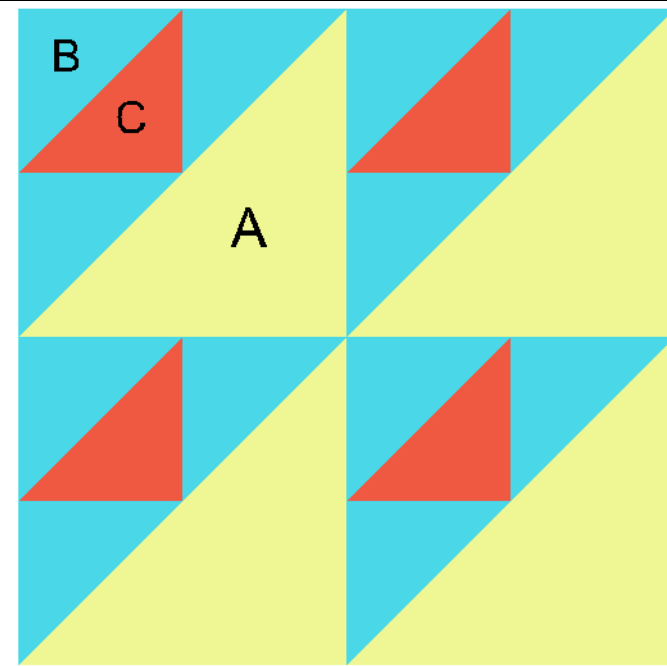
GO! Half Square-4" Finished Triangle (55031)

Cutting Instructions:

Color A: cut 4 each Half Square-4" Finished Triangle (55031)

Color B: Cut 12 each Value Die Half Square 2" Finished Triangle Blades (55021)

Color C: Cut 4 each Value Die Half Square 2" Finished Triangle Blades (55021)



A Bird in the Air Block

2. Sarah's Choice

This block is a four patch block. Instructions are included for different sizes finished blocks.

Dies needed for a 12 inch finished block

GO! Square-3 ½" (55006); or cut 3 ½" strips with GO! Strip Cutter-3 ½" (55032), then rotate 90 degree and sub cut into 3 ½" squares

GO! Half Square-3" Finished Triangle (55009); or GO! Bountiful Baskets (55048)

GO! Triangle 4 7/8" (55002)

Cutting Instructions:

Color A: cut 4 each GO! Square-3 ½" (55006); or cut 3 ½" strips with GO! Strip Cutter-3 ½" (55032), then rotate 90 degree and sub cut into 3 ½" squares

Color B: Cut 8 each Half Square-3" Finished Triangle (55009); or GO! Bountiful Baskets (55048)

Color C: Cut 8 each Half Square-3" Finished Triangle (55009); or GO! Bountiful Baskets (55048)

Color D: Cut 4 each Triangle 4 7/8" (55002)

Dies needed for an 8 inch finished block

Value Die Half Square Triangle Blades (55021)

Value Die 2" Finished Square Blades (55021)

GO! Quarter Square-4" Finished Triangle (55047)

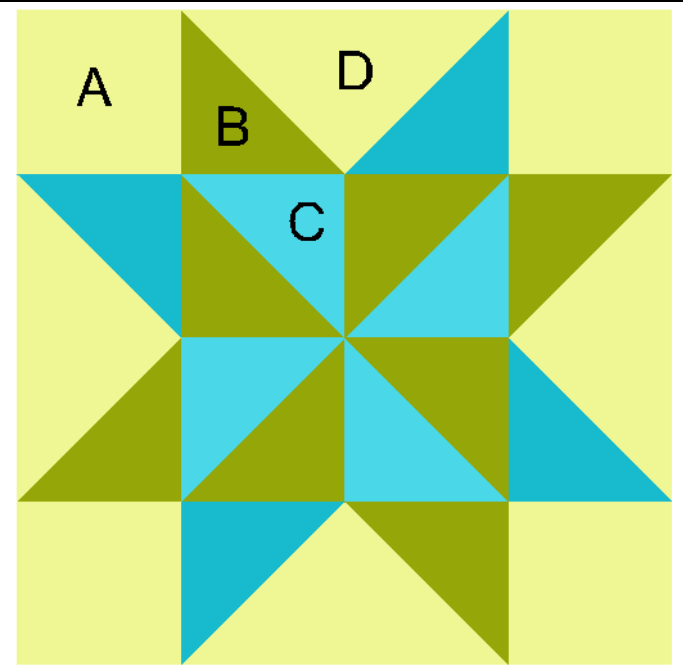
Cutting Instructions:

Color A: cut 4 each Value Die 2" Finished Square Blades (55021)

Color B: Cut 8 each Value Die Half Square 2" Finished Triangle Blades (55021)

Color C: Cut 4 each Value Die Half Square 2" Finished Triangle Blades (55021)

Color D: Cut 4 each Quarter Square-4" Finished Triangle (55047)



Sarah's Choice

2. School Girl's Puzzle (also called Old Maid's Puzzle)

This block is a four patch block. Instructions are included for different sizes finished blocks.

Dies needed for a 12 inch finished block

GO! Square-3 ½" (55006); or cut 3 ½" strips with GO! Strip Cutter-3 ½" (55032), then rotate 90 degree and sub cut into 3 ½" squares

GO! Half Square-3" Finished Triangle (55009); or GO! Bountiful Baskets (55048)

GO! Triangle-6 ½" (55001) makes 6" finished square

Cutting Instructions:

Color A: cut 4 each GO! Square-3 ½" (55006); or cut 3 ½" strips with GO! Strip Cutter-3 ½" (55032), then rotate 90 degree and sub cut into 3 ½" squares

Color B: Cut 10 each Half Square-3" Finished Triangle (55009); or GO! Bountiful Baskets (55048)

Color C: Cut 6 each Half Square-3" Finished Triangle (55009); or GO! Bountiful Baskets (55048)

Color D: Cut 2 each Triangle-6 ½" (55001) makes 6" finished square

Dies needed for an 8 inch finished block

Value Die Half Square Triangle Blades (55021)

Value Die 2" Finished Square Blades (55021)

GO! Half Square-4" Finished Triangle (55031)


Cutting Instructions:

Color A: cut 4 each Value Die 2" Finished Square Blades (55021)

Color B: Cut 10 each Value Die Half Square 2" Finished Triangle Blades (55021)

Color C: Cut 6 each Value Die Half Square 2" Finished Triangle Blades (55021)

Color D: Cut 2 each Half Square-4" Finished Triangle (55031)



School Girl's Puzzle (also called Old Maid's Puzzle)

4. Dutchman's Puzzle

This block is a four patch block. Instructions are included for different sizes finished blocks.

Dies needed for a 12 inch finished block

GO! Half Square-3" Finished Triangle (55009); or GO! Bountiful Baskets (55048)

GO! Triangle 4 7/8" (55002)

Cutting Instructions:

Color A: cut 4 each GO! Triangle 4 7/8" (55002)

Color B: Cut 4 each Triangle 4 7/8" (55002)

Color C: Cut 16 each Half Square-3" Finished Triangle (55009); or GO! Bountiful Baskets (55048)

Dies needed for an 8 inch finished block

Value Die Half Square Triangle Blades (55021)

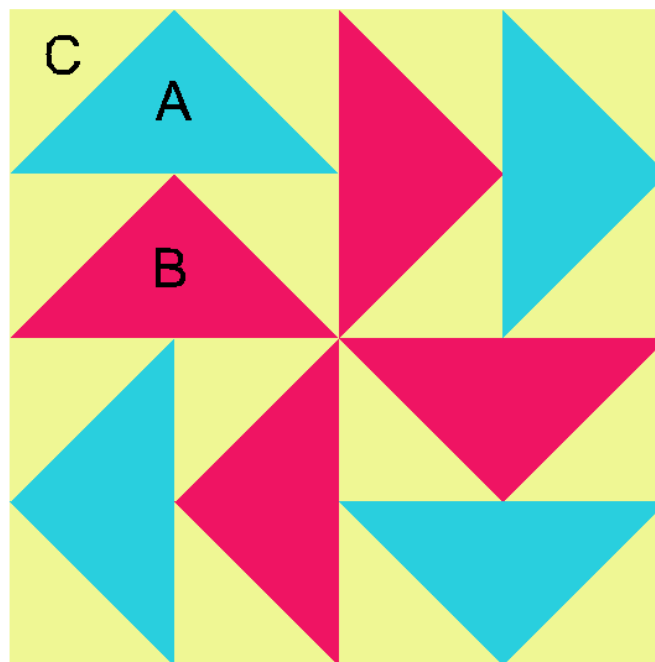
GO! Quarter Square-4" Finished Triangle (55047)

Cutting Instructions:

Color A: cut 4 each Quarter Square-4" Finished Triangle (55047)

Color B: Cut 4 each Quarter Square-4" Finished Triangle (55047)

Color C: Cut 16 each Value Die Half Square 2" Finished Triangle Blades (55021)



Dutchman's Puzzle